

TECHNICAL DATA SHEET

FES20M / FES20 ELECTRIC DOOR STRIKES

Fire tested up to 4 hours fire resistance rating to both A.S. and B.S. standards, the FES20M and FES20 electric door strike models are high security locking devices manufactured totally from stainless steel. The devices can be inter-phased with building management and access control systems to control access and egress to hinged doors including fire rated models.

FEATURES

- ◆ 5 year guarantee
- ◆ Simple power to lock/power to release interchange, no loose pins
- ◆ Pre drilled for extension lips
- ◆ Mounting kit included
- ◆ Superior holding strength
- ◆ 4 hour fire rated
- ◆ Accepts 12 to 36vDC
- ◆ Fully monitored (FES20M) including "strike installed within door frame" (anti-tamper)

SPECIFIERS STATEMENT

"The electric door strike must be equal to the FSH model in all respects (nominated FES20M or FES20) be manufactured from stainless steel, accept voltages from 9 to 36vDC and be able to be site interchangeable, "power to lock" & "power to open" without removal of the body cover.

[In addition for FES20M] *The door strike must provide 3 forms of monitoring;*

1. Internal locking mechanism
2. Door Latch/Lock tongue engaged within strike keeper
3. Anti-tamper monitoring i.e. strike installed within door frame

The door strike must be provided with a 5 year guarantee and fire tested to a 4 hour fire resistance rating to both Australian and British Fire Test Standards".



FES20M®

FES20 - identical to the FES20M but without monitoring features

PART No.	FES20M	FES20
FUNCTION	Mortise mount, power to lock/power to release site interchangeable. Input voltage: 12-36vDC	
HOLDING FORCE	Up to 750kgs	
VOLTAGE/CURRENT	12vDC=220mA, 24vDC=120mA, 36vDC=80mA	
APPROVALS	4 hour fire rated to A.S. and B.S. standards and S.C.E.C listed	
MONITORING	Fully monitored; door latch tongue, locking mechanism, strike installed in door frame	Non monitored
SIZE	L= 176 x W= 44.5 x D= 26.5mm	

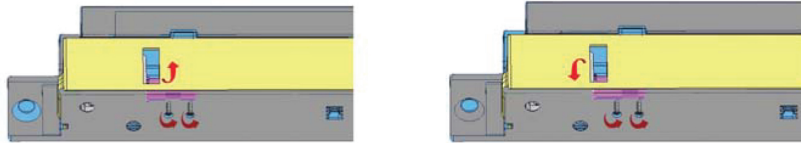
EXTENSION LIPS

15mm Lip FES20 – EL15
25mm Lip FES20 – EL25
50mm Lip FES20 – EL50
75mm Lip FES20 – EL75



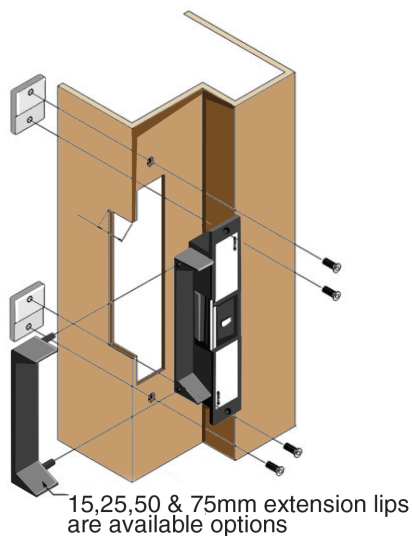
TECHNICAL DATA SHEET

FES20M / FES20 ELECTRIC DOOR STRIKES

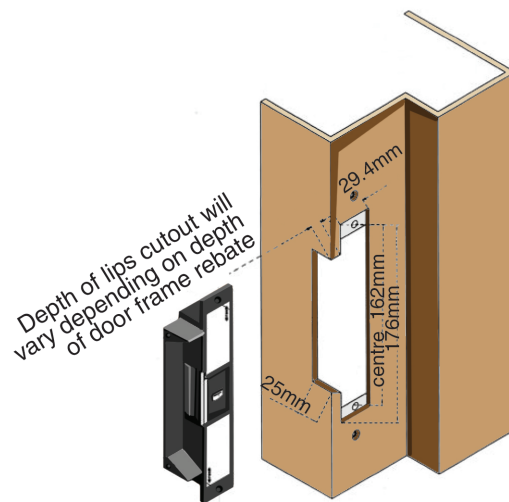


TO RECONFIGURE THE DOOR STRIKE PTL / PTR LOOSEN THE TWO SCREWS, REMOVE THE RUBBER GROMMET AND ROTATE THE "CAPSTAN" WITH THE CAPSTAN TOOL IN THE REQUIRED DIRECTION

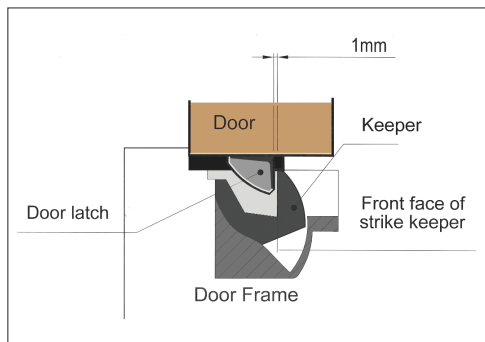
EXTENSION LIP DETAILS



METAL FRAME CUT OUT



MECHANICAL DOOR LOCK CONFIGURATION



CUT OUT DIMENSION

